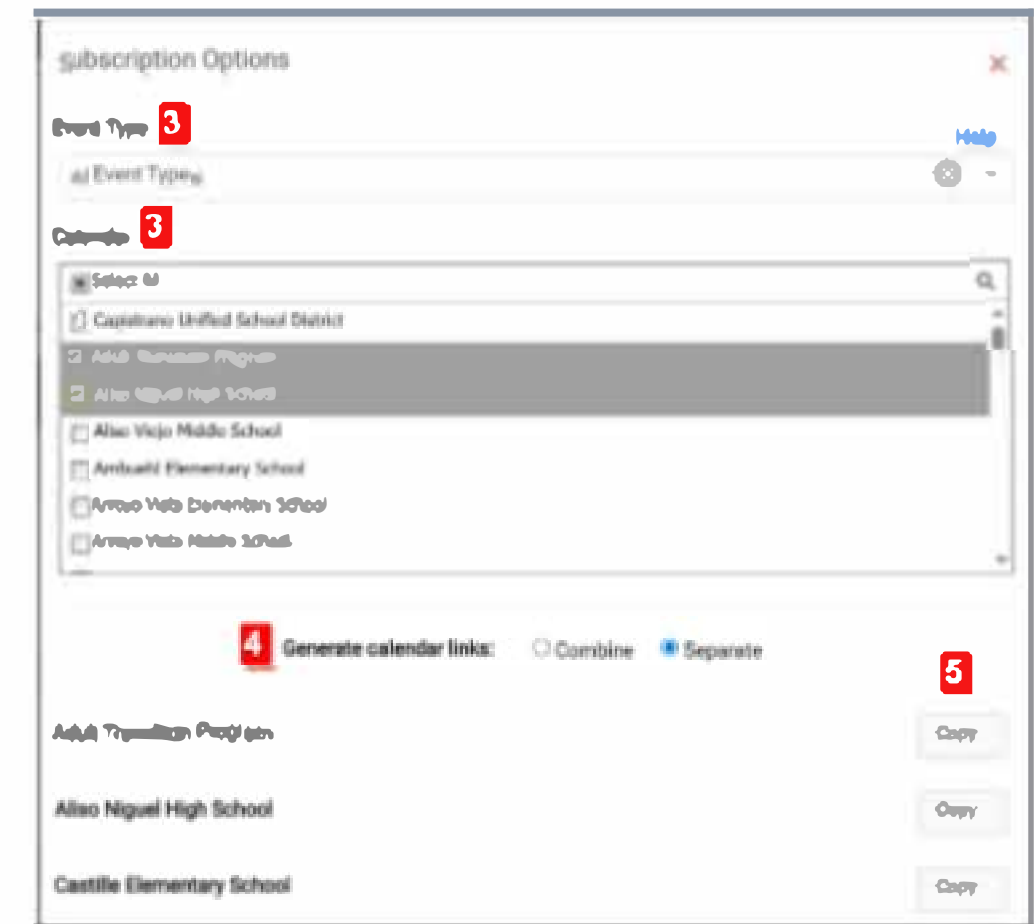
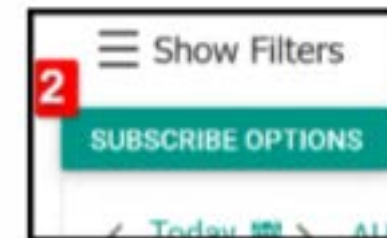


ADD SCHOOL CALENDAR(S) TO YOUR PERSONAL CALENDAR

1. Go to the School Calendar.
2. Click "**Subscribe Options**" button.
3. A screen will pop up where you can choose:
 - **Event type** — defaults to "All".
 - **Calendars** — schools already in your calendar will be checked.
4. Under **Generate calendar links**:
 - **Separate (default)** → creates individual URLs, one for each school.
 - **Combine** → creates one URL for all the schools you checked.
5. Click the "**Copy**" button.

You now have the URL needed to add to your personal calendar.



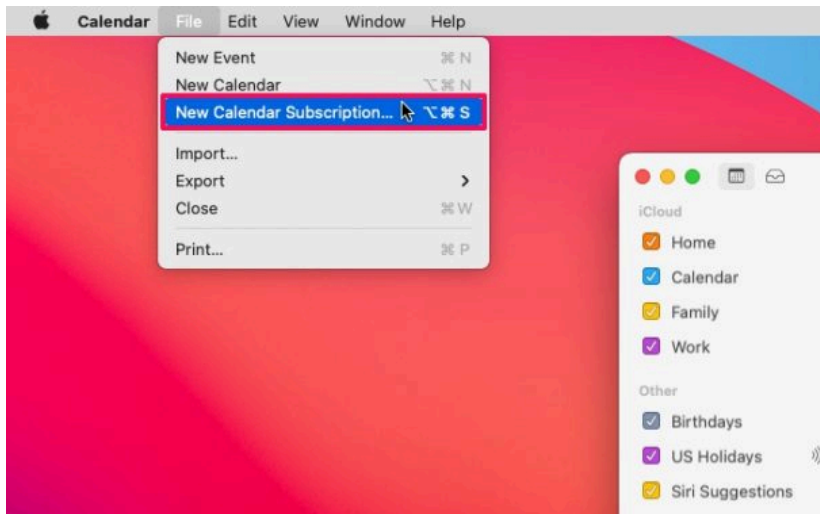
How to Add School Calendar to Apple Calendar

[macOS \(Calendar app\)](#)

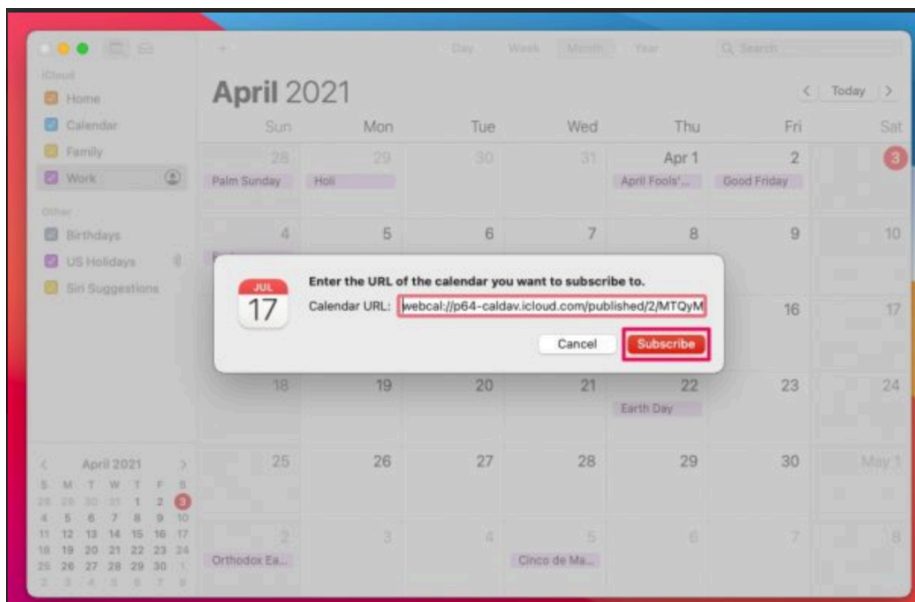
[iPhone and iPad \(iOS / iPadOS\)](#)

Open **Calendar**

1. Go to **File** → **New Calendar Subscription**.



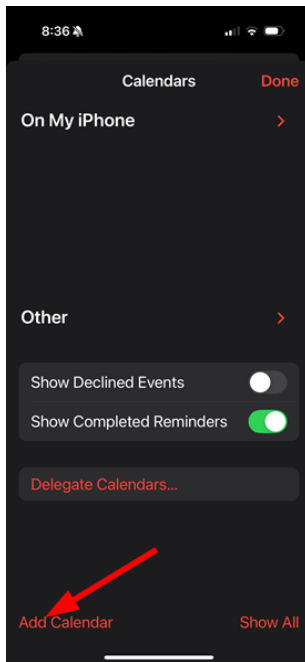
2. Paste the ICS/iCal URL → **Subscribe**.



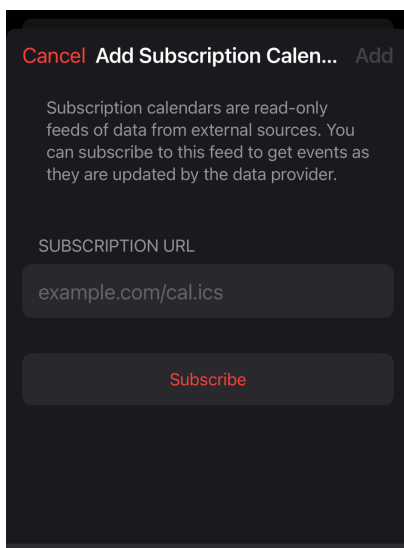
3. In the dialog, set a **Name**, **Location** (iCloud if you want it on all Apple devices), and **Auto-refresh interval**. Click **OK**.

iPhone and iPad (iOS / iPadOS)

1. Open **Settings** → **Calendar** → **Accounts**.
2. Tap **Add Account** → **Other** → **Add Subscribed Calendar**.



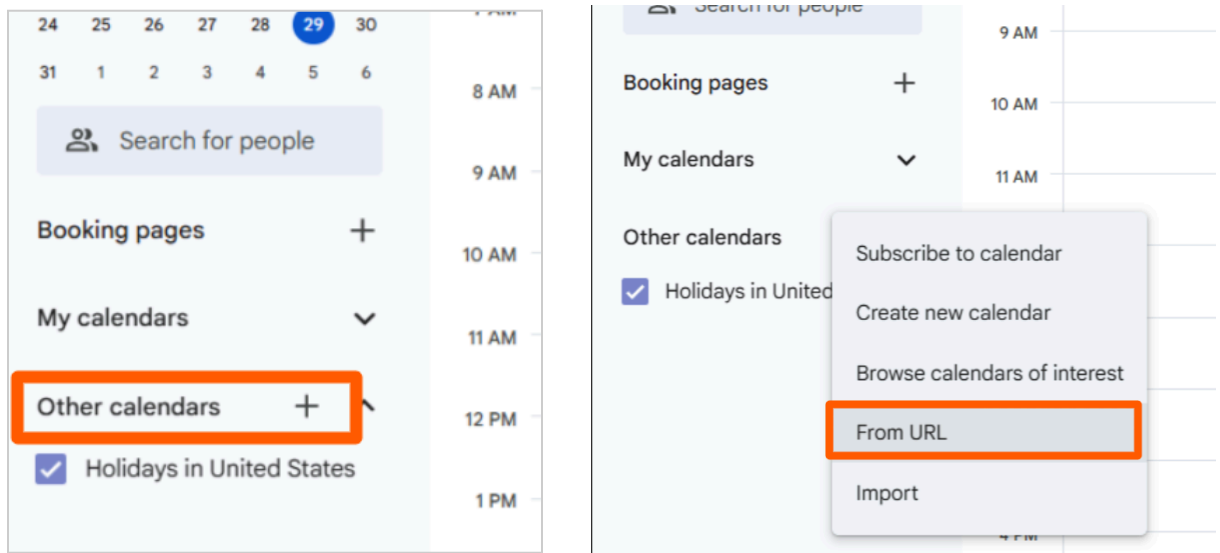
3. Paste the **Server** (ICS/iCal URL) → **Next**.



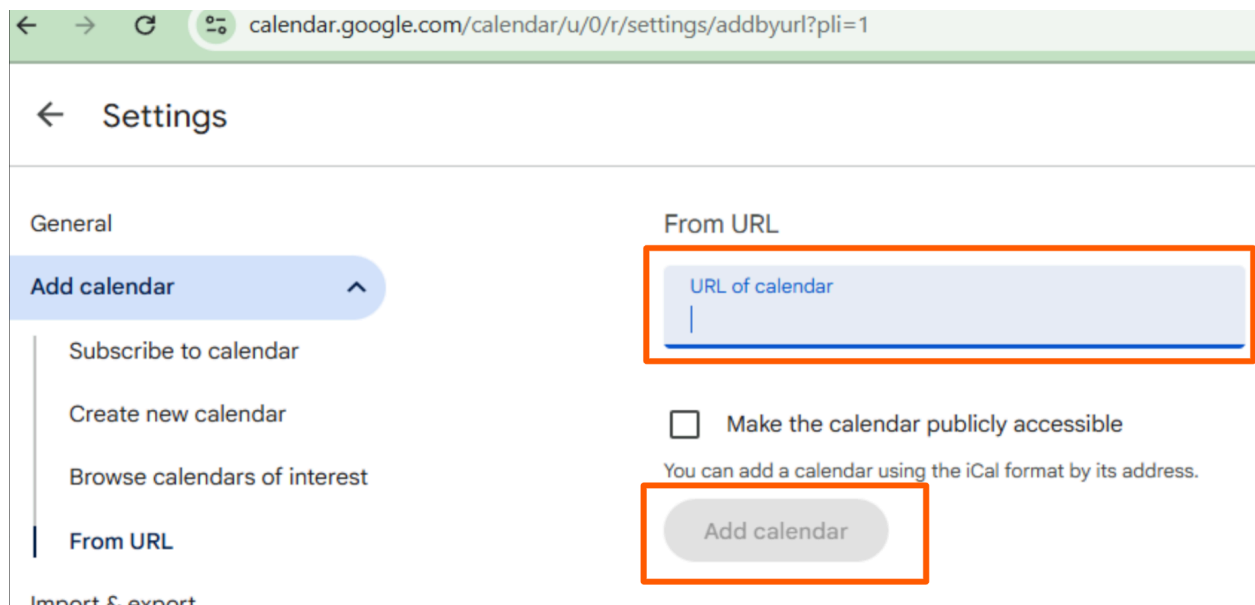
4. Adjust settings if needed → **Save**.

How to Add School Calendar to Google Calendar

1. Open [Google Calendar](https://calendar.google.com).
2. On the left, find “**Other calendars**”.
3. Click the **+** (plus sign) next to it.
4. Choose “**From URL**”.



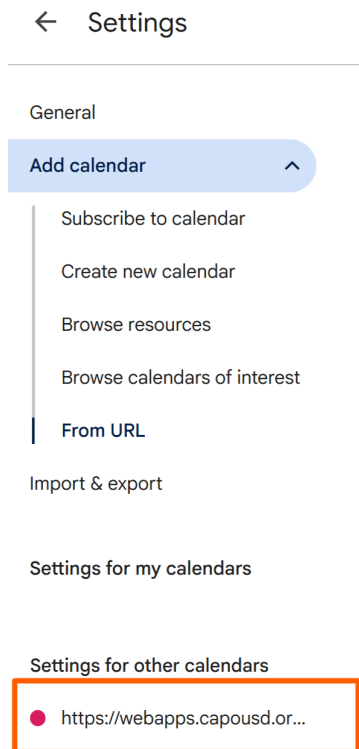
5. Paste the district calendar’s URL (it usually ends in .ics).
6. Click “**Add calendar**”.



7. After you click “**Add calendar**”, Google will automatically take you to that calendar’s Settings page.
8. Click the newly added calendar under “**Other calendars**”

Here you can:

- **Rename the calendar** under **Name**.
- **Change its color** for easy visibility.
- **Set notifications** if you want reminders.



Do not use *Import* — that only copies events once and won’t update automatically.
Always use *From URL* so the calendar stays synced.

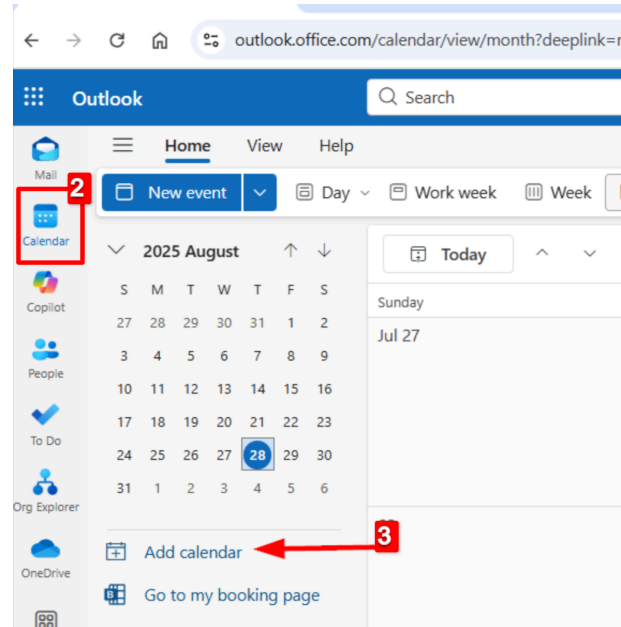
[More instructions are available in Google Calendar Help.](#)

How to Add School Calendar to Microsoft Outlook

Outlook.com / Microsoft 365 web

For additional support and information, visit [Outlook.com](https://outlook.office.com)

1. Go to Outlook.com. and sign in.
2. In the left sidebar, click the “**Calendar**” icon.
3. Click “**Add calendar**” (usually left pane or top toolbar).



4. Select “**Subscribe from web**”.
5. Paste the copied URL. Name your calendar and choose a color/icon.
6. Click “**Import**” or “**Save**”.

